


## TRACTORS

		NA	EU	SA	RoW	WW
	0-140 HP	Flat	Flat	Flat	Flat	<b>Flat</b>
	140+ HP	(5%)				



## COMBINES

		NA	EU	SA	RoW	WW
		(5%)	Flat	Flat	Flat	<b>Flat</b>



## COMPACT AND SERVICE EQ.

		NA	EU	SA	RoW	WW
		(5%)	(5%) – (10%)	10%	Flat	<b>(5%)</b>


## GENERAL CONSTRUCTION | ROAD BUILDING AND SITE PREPARATION

		NA	EU	SA	RoW	WW
	General CE	(5%)	(5%)	5%	(5%)	<b>(5%)</b>
	R&S	(10%)	(5%)	(5%) – (10%)	Flat	<b>(5%)</b>

## TRUCKS > 3.5T

		NA	EU	SA	RoW	WW
	LCV	-	(5%)	10%	Flat	<b>Flat</b>
	M&H	-	(10%) – (15%)	10%	Flat	<b>(5%) - Flat</b>

## BUSES

		NA	EU	SA	RoW	WW
		-	(5%) - Flat	Flat	Flat	Flat

## Company Production vs. Retail



**AG** | underproduction vs. retail of 10% including for North America Row Crop



**CE** | underproduction vs. retail around 10%, with North America underproduction vs. retail around 15%



**C&SV** | Trucks production in line with retail (with TIV in EU expected down 10-15% in M&H); Buses production in line with retail, with SA underproduction vs. retail at 20%