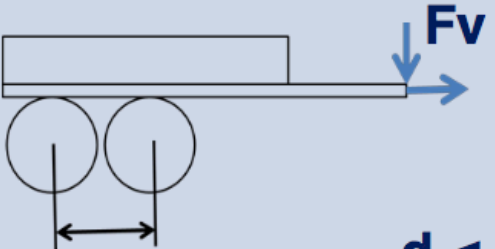
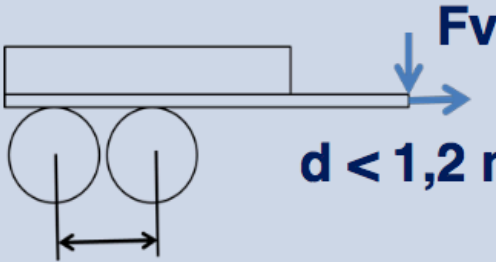
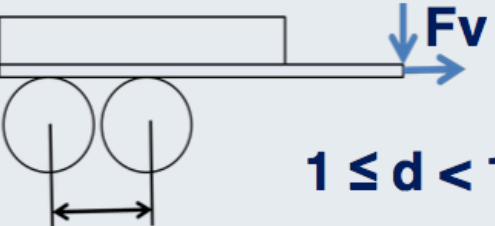
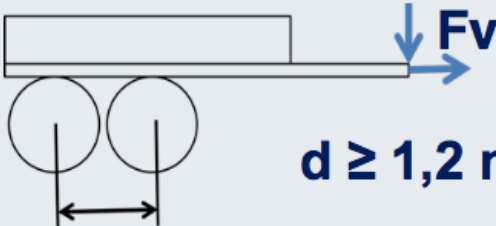
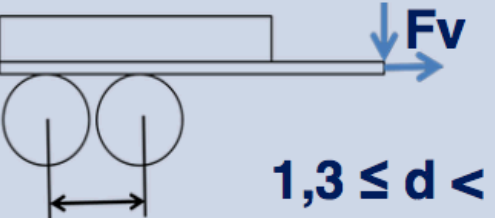
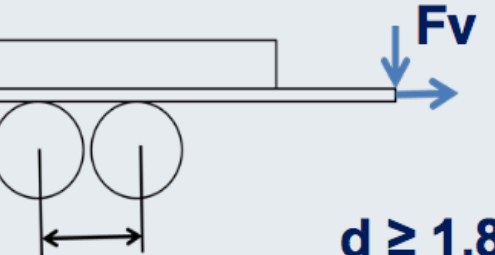


# Massa Massima

Rimorchio a timone rigido secondo Reg. 167/2013	Massa massima (t)	Rimorchio a timone rigido secondo Codice della Strada	Massa massima(t)
 <p><math>d &lt; 1 \text{ m}</math></p>	<p><b>11</b> NON compreso Fv</p>	 <p><math>d &lt; 1,2 \text{ m}</math></p>	<p><b>14</b> teorico (compreso Fv).  <b>13,5</b> in pratica (11 t sugli assi + 2,5 t sull'occhione)            Massa max sui due assi contigui: 11 t</p>
 <p><math>1 \leq d &lt; 1,3 \text{ m}</math></p>	<p><b>16</b> NON compreso Fv</p>	 <p><math>d \geq 1,2 \text{ m}</math></p>	<p><b>14</b> (compreso Fv)            Massa max sui due assi contigui: 14 t</p>
 <p><math>1,3 \leq d &lt; 1,8 \text{ m}</math></p>	<p><b>18</b> NON compreso Fv</p>		
 <p><math>d \geq 1,8 \text{ m}</math></p>	<p><b>20</b> NON compreso Fv</p>		